



S9119-01

Si PIN photodiode for visible to near infrared

The S9119-01 is a wide directional Si PIN photodiode in a TO-18 package with a potted transparent epoxy resin.

Features

- Resin potting type
- Low dark current
- Low capacitance, high-speed response
- Wide directivity

Applications

- Optical switches
- Optical measurement equipment

Structure

Parameter	Specification	Unit
Photosensitive area	0.88 × 0.88	mm
Package	TO-18	-
Window material	Epoxy resin	-

Absolute maximum ratings (Ta=25 °C)

Parameter	Symbol	Condition	Value	Unit
Reverse voltage	VR		30	V
Operating temperature	Topr	No dew condensation*1	-30 to +85	°C
Storage temperature	Tstg	No dew condensation*1	-30 to +100	°C

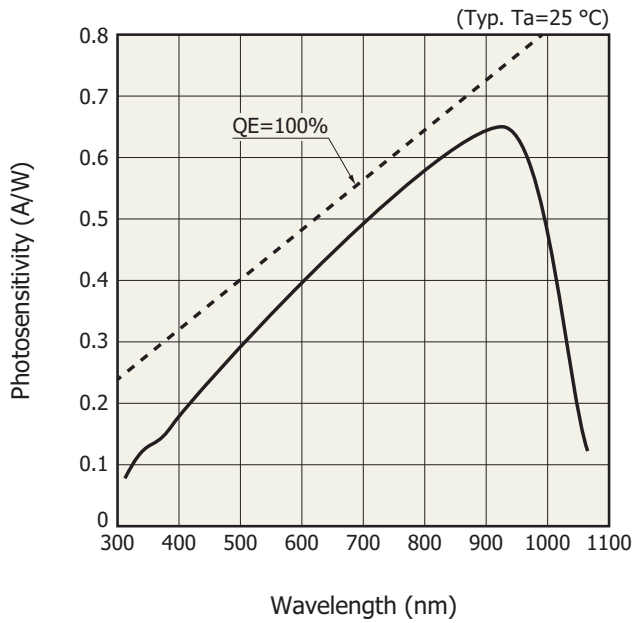
*1: When there is a temperature difference between a product and the surrounding area in high humidity environments, dew condensation may occur on the product surface. Dew condensation on the product surface may cause deterioration in characteristics and reliability.

Note: Exceeding the absolute maximum ratings even momentarily may cause a drop in product quality. Always be sure to use the product within the absolute maximum ratings.

Electrical and optical characteristics (Ta=25 °C)

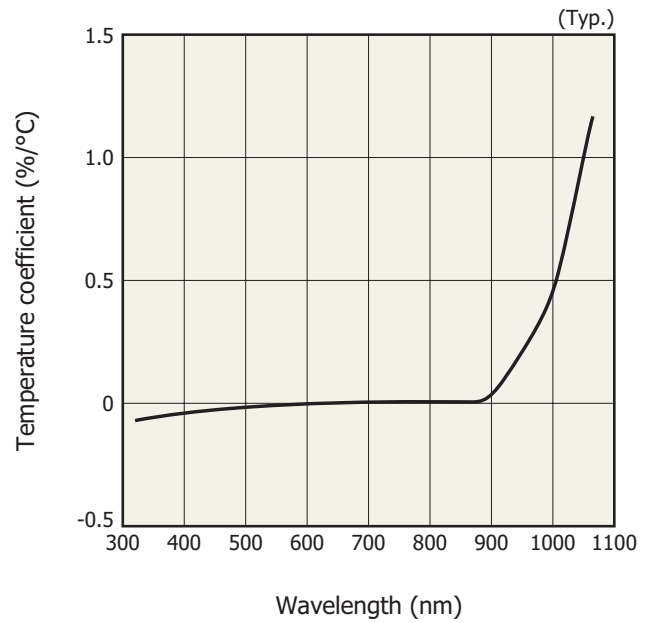
Parameter	Symbol	Condition	Min.	Typ.	Max.	Unit
Spectral response range	λ		-	320 to 1060	-	nm
Peak sensitivity wavelength	λ_p		-	920	-	nm
Photosensitivity	S	$\lambda=870$ nm	-	0.63	-	A/W
Short circuit current	Isc	2856 K, 100 lx	1.2	1.8	-	μ A
Dark current	ID	VR=10 V	-	0.01	10	nA
Temperature coefficient of ID	ΔTID		-	1.15	-	times/°C
Cutoff frequency	fc	VR=10 V, RL=50 Ω $\lambda=830$ nm, -3 dB	-	80	-	MHz
Terminal capacitance	Ct	VR=10 V, f=1 MHz	-	5	-	pF

Spectral response



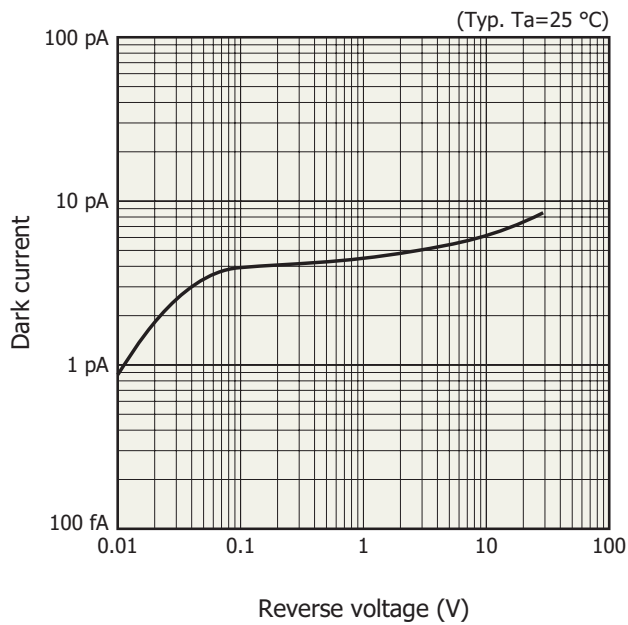
KPINB0446EA

Photosensitivity temperature characteristics



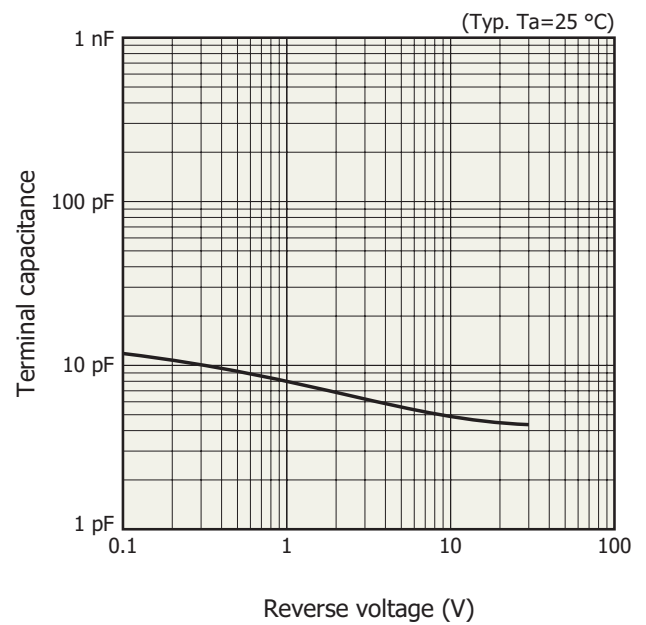
KPINB0447EA

Dark current vs. reverse voltage



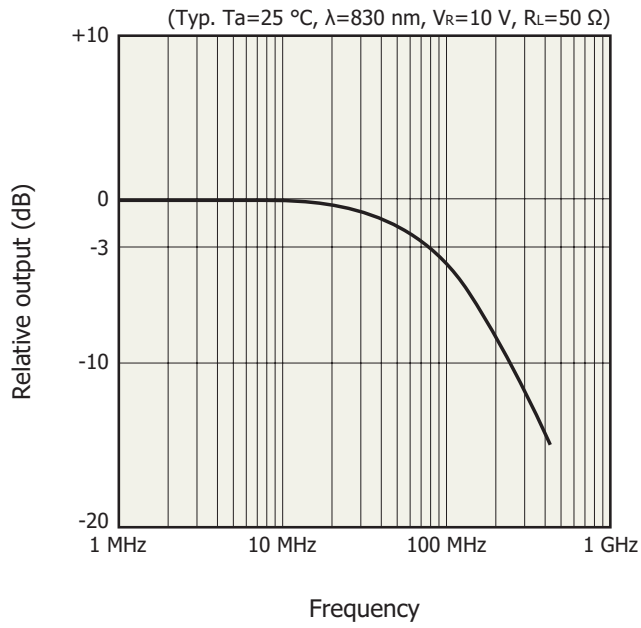
KPINB0448EA

Terminal capacitance vs. reverse voltage

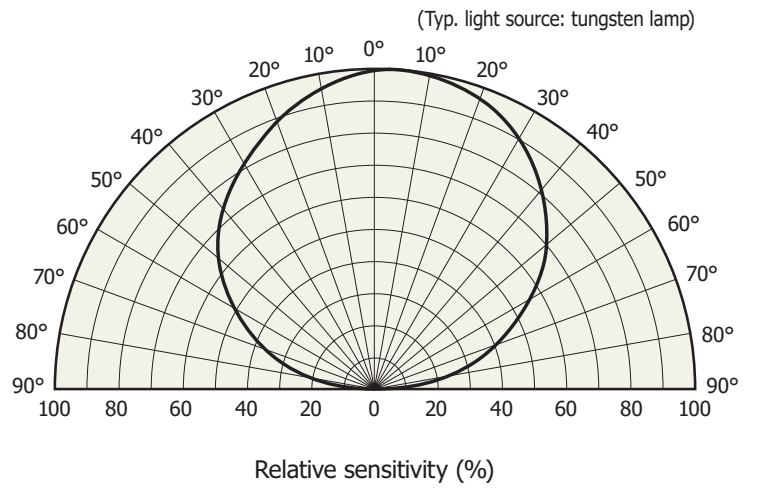


KPINB0449EA

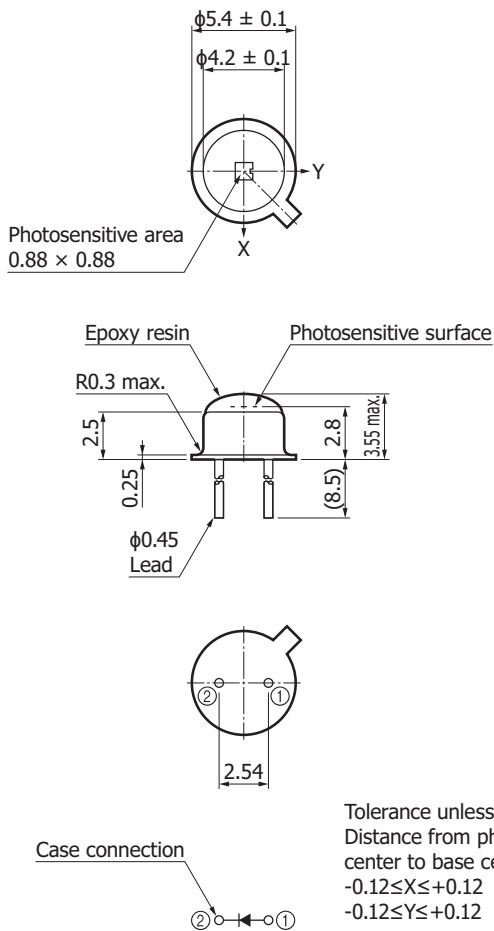
Frequency response



Directivity



Dimensional outline (unit: mm)



KPINA0126EA

Standard packing specification

- Bagged (polyethylene bag) 1000 pcs max./bag

Recommended soldering condition

- Solder temperature: 260 °C max. (10 s or less, once)
- Solder the leads at a point at least 1 mm away from the package body.

Note: When you set soldering condition, check that problems do not occur in the product by testing out the condition in advance.

Related information

www.hamamatsu.com/sp/ssd/doc_en.html

■ Precautions

- Disclaimer
- Metal, ceramic, plastic package products

■ Technical information

- Si photodiodes / Technical note

Information described in this material is current as of February 2021.

Product specifications are subject to change without prior notice due to improvements or other reasons. This document has been carefully prepared and the information contained is believed to be accurate. In rare cases, however, there may be inaccuracies such as text errors. Before using these products, always contact us for the delivery specification sheet to check the latest specifications.

The product warranty is valid for one year after delivery and is limited to product repair or replacement for defects discovered and reported to us within that one year period. However, even if within the warranty period we accept absolutely no liability for any loss caused by natural disasters or improper product use. Copying or reprinting the contents described in this material in whole or in part is prohibited without our prior permission.

HAMAMATSU

www.hamamatsu.com

HAMAMATSU PHOTONICS K.K., Solid State Division

1126-1 Ichino-cho, Higashi-ku, Hamamatsu City, 435-8558 Japan, Telephone: (81)53-434-3311, Fax: (81)53-434-5184

U.S.A.: Hamamatsu Corporation: 360 Foothill Road, Bridgewater, N.J. 08807, U.S.A., Telephone: (1)908-231-0960, Fax: (1)908-231-1218, E-mail: usa@hamamatsu.com

Germany: Hamamatsu Photonics Deutschland GmbH: Arzbergerstr. 10, D-82211 Herrsching am Ammersee, Germany, Telephone: (49)8152-375-0, Fax: (49)8152-265-8, E-mail: info@hamamatsu.de

France: Hamamatsu Photonics France S.A.R.L.: 19, Rue du Saule Trapu, Parc du Moulin de Massy, 91882 Massy Cedex, France, Telephone: (33)1 69 53 71 00, Fax: (33)1 69 53 71 10, E-mail: infos@hamamatsu.fr

United Kingdom: Hamamatsu Photonics UK Limited: 2 Howard Court, 10 Tewin Road, Welwyn Garden City, Hertfordshire AL7 1BW, UK, Telephone: (44)1707-294888, Fax: (44)1707-325777, E-mail: info@hamamatsu.co.uk

North Europe: Hamamatsu Photonics Norden AB: Torshamnsgatan 35 16440 Kista, Sweden, Telephone: (46)8-509 031 00, Fax: (46)8-509 031 01, E-mail: info@hamamatsu.se

Italy: Hamamatsu Photonics Italia S.r.l.: Strada della Moia, 1 int. 6, 20020 Arese (Milano), Italy, Telephone: (39)02-93 58 17 33, Fax: (39)02-93 58 17 41, E-mail: info@hamamatsu.it

China: Hamamatsu Photonics (China) Co., Ltd.: 1201 Tower B, Jiaming Center, 27 Dongsanhuan Beilu, Chaoyang District, 100020 Beijing, P.R.China, Telephone: (86)10-6586-6006, Fax: (86)10-6586-2866, E-mail: hpc@hamamatsu.com.cn

Taiwan: Hamamatsu Photonics Taiwan Co., Ltd.: 8F-3, No. 158, Section2, Gongdao 5th Road, East District, Hsinchu, 300, Taiwan R.O.C. Telephone: (886)3-659-0080, Fax: (886)3-659-0081, E-mail: info@hamamatsu.com.tw