



C10475

## Specifically designed for photodiode modules (C10439 series)

The C10475 is a signal processing unit specifically designed to convert the output of a photodiode module (C10439 series) into digital signals. High-resolution digital output (16 bits) can be obtained through serial connection (RS-232C) to a PC. The sample software that comes with the C10475 allows easily obtaining measurement data using the PC. The measurement data can also be recorded in the internal memory (data logger function). The C10475 can also operate on batteries for portability.

### Features

- High-resolution digital output (16-bit)
- Data logger function
- Low battery function
- Choice of internal battery (+9 V) or AC adapter (+12 V) operation
- Supplies power to the photodiode module

### Applications

- Precision photometry
- Light source power monitors
- Fluorescence detection of printed matter
- Illuminometers
- Color difference meters
- Refractometers
- Flowmeters, etc.

### Absolute maximum ratings (Ta=25 °C unless otherwise noted)

Parameter	Symbol	Value	Unit
Supply voltage	Vs max	+14	V
Input voltage	Vin max	±10	V
Operating temperature*1	Topr	0 to +50	°C
Storage temperature*1	Tstg	-10 to +60	°C

\*1: No dew condensation

When there is a temperature difference between a product and the surrounding area in high humidity environment, dew condensation may occur on the product surface. Dew condensation on the product may cause deterioration in characteristics and reliability.

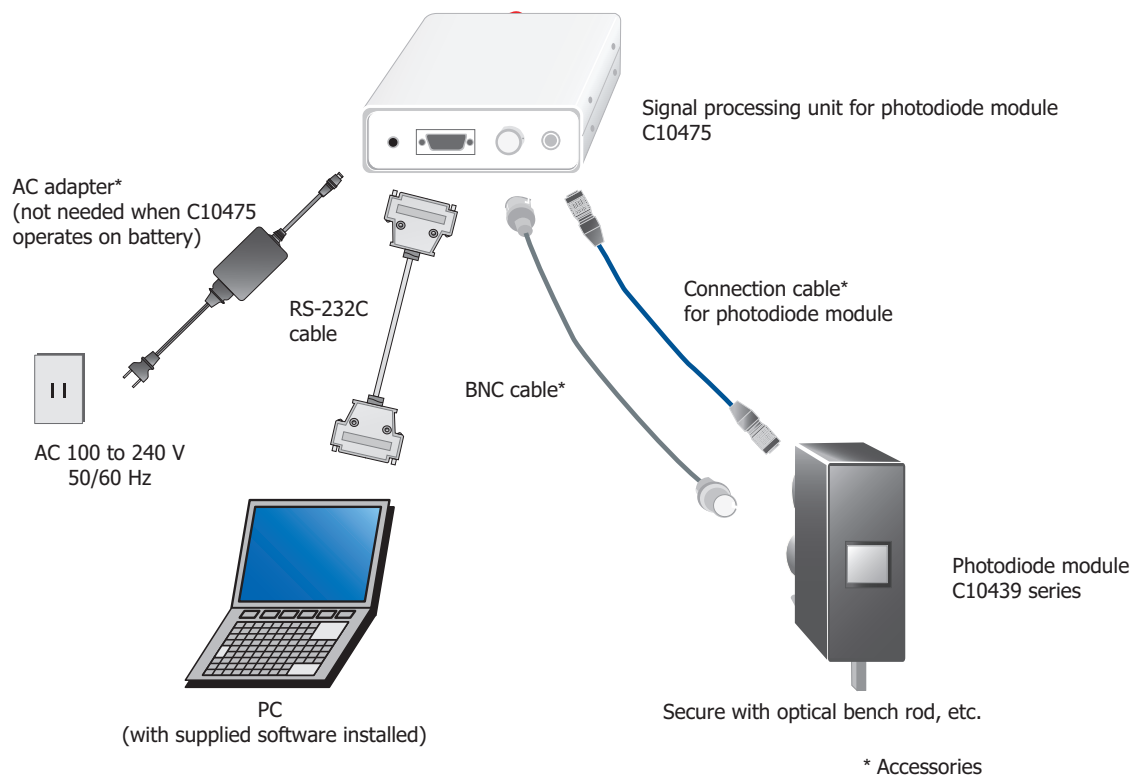
Note: Exceeding the absolute maximum ratings even momentarily may cause a drop in product quality. Always be sure to use the product within the absolute maximum ratings.

### Specifications (Vs=+12 V, Ta=25 °C, unless otherwise noted)

Parameter	Symbol	Min.	Typ.	Max.	Unit
Operating supply voltage	Vs	+6	+12	+14	V
Input voltage	Vin	-5	-	+5	V
Current consumption*2	Is	-	20	-	mA
Interface	-	RS-232C, 19200 bps, 8-bit, Non-parity, 2-stop bit			-
A/D conversion cycle	-	50	-	-	ms

\*2: Dark state

### Connection example



KACCC0366EB

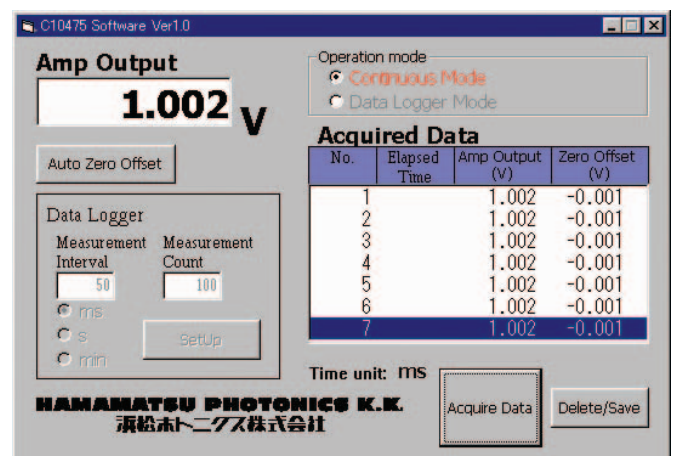
### Sample software (accessory)

Data logger setting range

Measurement interval: 50 ms to 1 min  
(50 ms interval)

Measurement count: 32000 max.

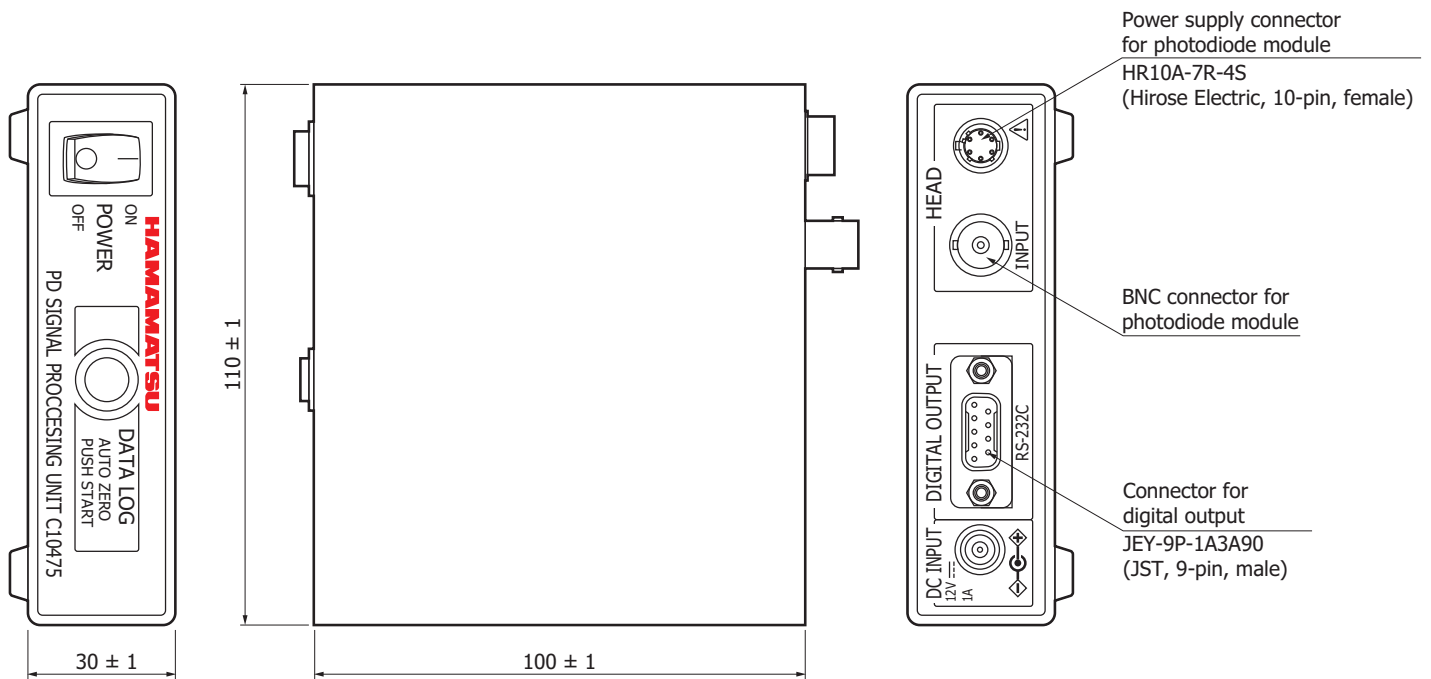
Measurement interval × Measurement count: 20 hours max.



Compatible OS: Microsoft® Windows® 7 SP1 (32-bit, 64-bit)  
 Microsoft Windows 8 (32-bit, 64-bit)  
 Microsoft Windows 10 Professional (32-bit, 64-bit)

Note: Microsoft and Windows are either registered trademarks or trademarks of Microsoft Corporation in the United States and/or other countries.

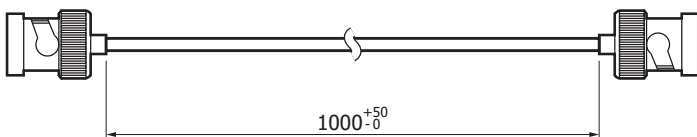
**Dimensional outline (unit: mm)**



KACCA0206EB

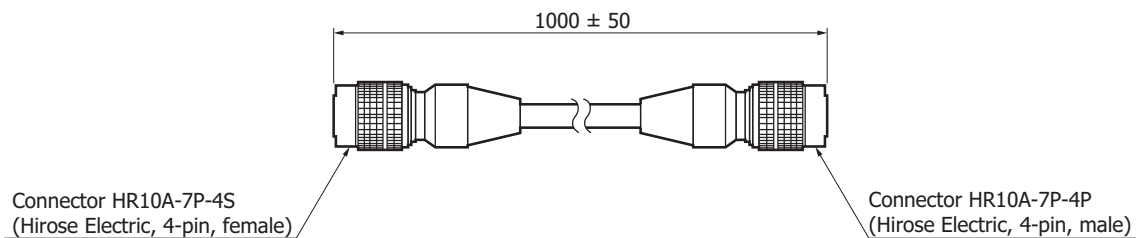
**Accessories (unit: mm)**

- Instruction manual
- Sample software CD-ROM
- AC adapter
- BNC cable E2573



KACCA0334EA

- Cable for photodiode module



KACCA0207EB

Note: RS-232C cable is not supplied with C10475. For RS-232C cables, use a commercially available cable with 9-pin D-sub connectors (female - female, straight cable).

## Related information

[www.hamamatsu.com/sp/ssd/doc\\_en.html](http://www.hamamatsu.com/sp/ssd/doc_en.html)

- Precautions
- Disclaimer

Information described in this material is current as of August 2019.

Product specifications are subject to change without prior notice due to improvements or other reasons. This document has been carefully prepared and the information contained is believed to be accurate. In rare cases, however, there may be inaccuracies such as text errors. Before using these products, always contact us for the delivery specification sheet to check the latest specifications.

The product warranty is valid for one year after delivery and is limited to product repair or replacement for defects discovered and reported to us within that one year period. However, even if within the warranty period we accept absolutely no liability for any loss caused by natural disasters or improper product use. Copying or reprinting the contents described in this material in whole or in part is prohibited without our prior permission.

# HAMAMATSU

[www.hamamatsu.com](http://www.hamamatsu.com)

HAMAMATSU PHOTONICS K.K., Solid State Division

1126-1 Ichino-cho, Higashi-ku, Hamamatsu City, 435-8558 Japan, Telephone: (81)53-434-3311, Fax: (81)53-434-5184

U.S.A.: Hamamatsu Corporation: 360 Foothill Road, Bridgewater, N.J. 08807, U.S.A., Telephone: (1)908-231-0960, Fax: (1)908-231-1218, E-mail: [usa@hamamatsu.com](mailto:usa@hamamatsu.com)

Germany: Hamamatsu Photonics Deutschland GmbH: Arzbergerstr. 10, D-82211 Herrsching am Ammersee, Germany, Telephone: (49)8152-375-0, Fax: (49)8152-265-8, E-mail: [info@hamamatsu.de](mailto:info@hamamatsu.de)

France: Hamamatsu Photonics France S.A.R.L.: 19, Rue du Saule Trapu, Parc du Moulin de Massy, 91882 Massy Cedex, France, Telephone: (33)1 69 53 71 00, Fax: (33)1 69 53 71 10, E-mail: [infos@hamamatsu.fr](mailto:infos@hamamatsu.fr)

United Kingdom: Hamamatsu Photonics UK Limited: 2 Howard Court, 10 Tewin Road, Welwyn Garden City, Hertfordshire AL7 1BW, United Kingdom, Telephone: (44)1707-294888, Fax: (44)1707-325777, E-mail: [info@hamamatsu.co.uk](mailto:info@hamamatsu.co.uk)

North Europe: Hamamatsu Photonics Norden AB: Torshamnsgatan 35 16440 Kista, Sweden, Telephone: (46)8-509 031 00, Fax: (46)8-509 031 01, E-mail: [info@hamamatsu.se](mailto:info@hamamatsu.se)

Italy: Hamamatsu Photonics Italia S.r.l.: Strada della Moia, 1 int. 6, 20020 Arese (Milano), Italy, Telephone: (39)02-93 58 17 33, Fax: (39)02-93 58 17 41, E-mail: [info@hamamatsu.it](mailto:info@hamamatsu.it)

China: Hamamatsu Photonics (China) Co., Ltd.: B1201, Jiaming Center, No.27 Dongsanhuan Beilu, Chaoyang District, 100020 Beijing, P.R.China, Telephone: (86)10-6586-6006, Fax: (86)10-6586-2866, E-mail: [hpc@hamamatsu.com.cn](mailto:hpc@hamamatsu.com.cn)

Taiwan: Hamamatsu Photonics Taiwan Co., Ltd.: 8F-3, No. 158, Section2, Gongdao 5th Road, East District, Hsinchu, 300, Taiwan R.O.C. Telephone: (886)3-659-0080, Fax: (886)3-659-0081, E-mail: [info@hamamatsu.com.tw](mailto:info@hamamatsu.com.tw)